

Bacterial Culture Swab (Orange cap)




Bacterial culture and Gram stain
Candida/yeast
Bacterial Vaginosis

Order No: 12171

Virology PCR

including measles, mumps, HSV/VZV
and pertussis PCR



Use flexible flock swab and
place inside the UTM PCR vial

Keep swabs in fridge

**PLEASE NOTE: Do not use for
Chlamydia PCR**

Order No: 13071

Chlamydia/N.Gono/Trichomonas (White Cap)



Males – Urethral swab

Females – Cervical swab or
self-collect vulvo-vaginal swab

The blue swab is the only swab
to be placed in the collection tube.

The **white shaft** swab is a
cleaning swab which is used to
remove excess mucus from the
cervix it must not be placed in the tube.

Order No: 14644

Urine for MSU



Twist the top of urine tube off,
pour in urine sample until it is $\frac{3}{4}$
full, and replace top twisting on

Keep urines in fridge






Order No: 12086

BD SurePath Liquid-based Pap Test



Order No. 12477 SurePath Cervix Broom
12478 SurePath Cytobrush & Spatula
12479 SurePath Vial
12964 SurePath Vial Base Stand

Collection of Urogenital Specimens

Pathogen of Interest	Collection Device	Site/specimen	Request Form/notes
Group B Streptococcus screen in pregnancy, 35-37 weeks gestation	 <p>Order No: 12171</p>	Low vaginal then rectal (i.e. same swab – can be self-collect) ¹	GBS screen, pregnancy, 35-37 weeks gestation
Candida/yeast		High vaginal swab ²	Symptomatic patients
Bacterial Vaginosis		High vaginal swab ²	Symptomatic patients aged 13-60y
Chlamydia & Gonorrhoea (Male)	 <p>Order No: 14645</p>	First void urine (Male)	Chlamydia, Gonorrhoea NAAT
Chlamydia Gonorrhoea Trichomonas (Female)		Self-collect vaginal swab or cervical swab	Chlamydia, Gonorrhoea, Trichomonas (on request) NAAT

¹ The combined low vaginal swab then rectal swab can **only** be used for Group B Streptococcus culture

² Only one high vaginal swab is required for Candida and Bacterial Vaginosis examination